



KEY FEATURES

- High quality LED ceiling and wall fixture
- Lifetime 50,000 hours
- Integrated LED driver
- Uniform light distribution
- PMMA diffuser
- Possible through-wiring
- Loop in Loop out
- Installation on wall and/or ceiling
- 5 year Pragmalux Warranty

IP44 IK03  650° GWT 94LM/W  120°

5 PRAGMALUX
YEAR
WARRANTY

DETAILS



Connector



Emergency

OPTIONS



ACCESSORIES



PMMA Cover

SPECIFICATIONS

ITEM CODE	DESCRIPTION	W	LM	LM/W	KELVIN	CRI	INPUT CURRENT	LIFETIME L80B10	EQUIVALENT	BEAM ANGLE
4605654	LED Bulkhead Polo IP44 8W 3000K Ø180mm	8	650	81	3000	≥80	0.08	50000	13W CFL	120°
4605661	LED Bulkhead Polo IP44 8W 4000K Ø180mm	8	700	88	4000	≥80	0.08	50000	13W CFL	120°
4600734	LED Bulkhead Polo IP44 12W 3000K Ø280mm	12	1000	83	3000	≥80	0.06	50000	18W CFL	120°
4600758	LED Bulkhead Polo IP44 12W 3000K Ø280mm Microwave Sensor	12	1000	83	3000	≥80	0.09	50000	18W CFL	120°
4600741	LED Bulkhead Polo IP44 12W 4000K Ø280mm	12	1100	92	4000	≥80	0.06	50000	18W CFL	120°
4600765	LED Bulkhead Polo IP44 12W 4000K Ø280mm Microwave Sensor	12	1100	92	4000	≥80	0.09	50000	18W CFL	120°
4600772	LED Bulkhead Polo IP44 18W 3000K Ø360mm	18	1550	86	3000	≥80	0.09	50000	26W CFL	120°
4600796	LED Bulkhead Polo IP44 18W 3000K Ø360mm Microwave Sensor	18	1550	86	3000	≥80	0.14	50000	26W CFL	120°
4600789	LED Bulkhead Polo IP44 18W 4000K Ø360mm	18	1700	94	4000	≥80	0.09	50000	26W CFL	120°
4600802	LED Bulkhead Polo IP44 18W 4000K Ø360mm Microwave Sensor	18	1700	94	4000	≥80	0.14	50000	26W CFL	120°
4600819	LED Bulkhead Polo IP44 22W 3000K Ø410mm	22	1950	89	3000	≥80	0.10	50000	32W CFL	120°
4600833	LED Bulkhead Polo IP44 22W 3000K Ø410mm Microwave Sensor	22	1950	89	3000	≥80	0.17	50000	32W CFL	120°
4600826	LED Bulkhead Polo IP44 22W 4000K Ø410mm	22	2075	94	4000	≥80	0.10	50000	32W CFL	120°
4600840	LED Bulkhead Polo IP44 22W 4000K Ø410mm Microwave Sensor	22	2075	94	4000	≥80	0.17	50000	32W CFL	120°
4608334	LED Bulkhead Polo G2 IP44 12W 3000K-6000K 3-CCT Ø280mm	12	1000-1100	83-92	3000/4000/6000	≥80	0.06	50000	18W CFL	120°
1000008	LED Bulkhead Polo G2 IP44 12W 3000K-6000K 3-CCT Ø280mm Sensor	12	1000-1100	83-92	3000/4000/6000	≥80	0.06	50000	18W CFL	120°
1000039	LED Bulkhead Polo G2 IP44 12W 3000K-6000K 3-CCT Ø280mm Emergency	12	1000-1100	83-92	3000/4000/6000	≥80	0.06	50000	18W CFL	120°
4608341	LED Bulkhead Polo G2 IP44 18W 3000K-6000K 3-CCT Ø360mm	18	1550-1700	86-94	3000/4000/6000	≥80	0.09	50000	26W CFL	120°
1000015	LED Bulkhead Polo G2 IP44 18W 3000K-6000K 3-CCT Ø360mm Sensor	18	1550-1700	86-94	3000/4000/6000	≥80	0.09	50000	26W CFL	120°
1000046	LED Bulkhead Polo G2 IP44 18W 3000K-6000K 3-CCT Ø360mm Emergency	18	1550-1700	86-94	3000/4000/6000	≥80	0.09	50000	26W CFL	120°
4608358	LED Bulkhead Polo G2 IP44 22W 3000K-6000K 3-CCT Ø410mm	22	1950-2150	89-98	3000/4000/6000	≥80	0.11	50000	32W CFL	120°
1000022	LED Bulkhead Polo G2 IP44 22W 3000K-6000K 3-CCT Ø410mm Sensor	22	1950-2150	89-98	3000/4000/6000	≥80	0.11	50000	32W CFL	120°
1000053	LED Bulkhead Polo G2 IP44 22W 3000K-6000K 3-CCT Ø410mm Emergency	22	1950-2150	89-98	3000/4000/6000	≥80	0.11	50000	32W CFL	120°

PRAGMALUX

All rights reserved. Pragmalux - PDL Lighting Group B.V. retains the right to modify product specifications without any prior notice or obligation and does not assume any liability for any consequences of using this document. Subject to errors and printing errors. Luminous flux tolerance: +/- 10%. Power consumption tolerance: +/- 10%.

Version: November 2020

TECHNICAL DATA

ELECTRICAL DATA	
Voltage (V)	220-240
Frequency (Hz)	50/60
Power factor (λ)	≥0.9 / ≥0.8 with sensor
Operating mode	Integrated LED Driver
Electrical connection	Max 3x2,5 mm² wire
Total harmonic distortion	≤ 20 %

TEMPERATURES & OPERATING CONDITIONS	
Ambient temperature	25°C
Operating temperature	-20 ~ +40°C
Storage temperature	-20 ~ +60°C

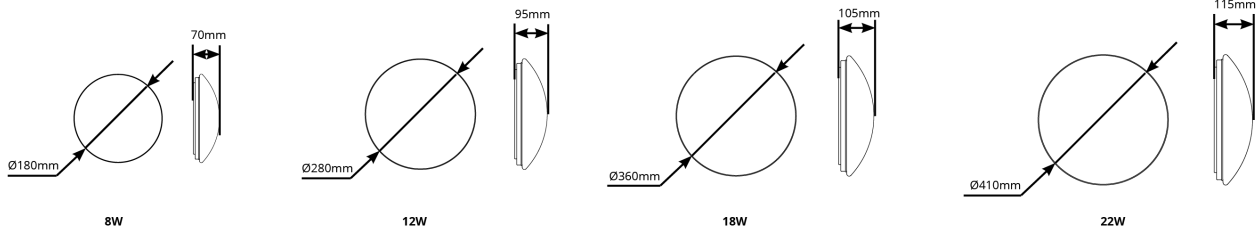
COLORS & MATERIALS	
Color (Housing)	White RAL9016
Material (Housing)	Steel
Material (Reflector)	PMMA

ITEM CODE	DESCRIPTION	DRIVER FAILURE RATE AT 5,000H	INRUSH CURRENT IPEAK (A)	INRUSH CURRENT TWIDTH (µs)	MAX. NO. OF DRIVERS ON MCB TYPE B 10A	MAX. NO. OF DRIVERS ON MCB TYPE B 16A	MAX. NO. OF DRIVERS ON MCB TYPE C 10A	MAX. NO. OF DRIVERS ON MCB TYPE C 16A
4605654	LED Bulkhead Polo IP44 8W 3000K Ø180mm	≤1%	9.68	194	100	160	100	160
4605661	LED Bulkhead Polo IP44 8W 4000K Ø180mm	≤1%	9.68	194	100	160	100	160
4600734	LED Bulkhead Polo IP44 12W 3000K Ø280mm	≤1%	<15	680	111	177	111	177
4600758	LED Bulkhead Polo IP44 12W 3000K Ø280mm Microwave Sensor	≤1%	<15	680	111	177	111	177
4600741	LED Bulkhead Polo IP44 12W 4000K Ø280mm	≤1%	<15	680	111	177	111	177
4600765	LED Bulkhead Polo IP44 12W 4000K Ø280mm Microwave Sensor	≤1%	<15	680	111	177	111	177
4600772	LED Bulkhead Polo IP44 18W 3000K Ø360mm	≤1%	<15	200	57	91	57	91
4600796	LED Bulkhead Polo IP44 18W 3000K Ø360mm Microwave Sensor	≤1%	<15	200	57	91	57	91
4600789	LED Bulkhead Polo IP44 18W 4000K Ø360mm	≤1%	<15	200	57	91	57	91
4600802	LED Bulkhead Polo IP44 18W 4000K Ø360mm Microwave Sensor	≤1%	<15	200	57	91	57	91
4600819	LED Bulkhead Polo IP44 22W 3000K Ø410mm	≤1%	<15	200	47	75	47	75
4600833	LED Bulkhead Polo IP44 22W 3000K Ø410mm Microwave Sensor	≤1%	<15	200	47	75	47	75
4600826	LED Bulkhead Polo IP44 22W 4000K Ø410mm	≤1%	<15	200	47	75	47	75
4600840	LED Bulkhead Polo IP44 22W 4000K Ø410mm Microwave Sensor	≤1%	<15	200	47	75	47	75
4608334	LED Bulkhead Polo G2 IP44 12W 3000K-6000K 3-CCT Ø280mm	≤1%	3.32	72	106	170	106	170
1000008	LED Bulkhead Polo G2 IP44 12W 3000K-6000K 3-CCT Ø280mm Sensor	≤1%	3.32	72	106	170	106	170
1000039	LED Bulkhead Polo G2 IP44 12W 3000K-6000K 3-CCT Ø280mm Emergency	≤1%	3.32	72	106	170	106	170
4608341	LED Bulkhead Polo G2 IP44 18W 3000K-6000K 3-CCT Ø360mm	≤1%	6.24	72	66	106	66	106
1000015	LED Bulkhead Polo G2 IP44 18W 3000K-6000K 3-CCT Ø360mm Sensor	≤1%	6.24	72	66	106	66	106
1000046	LED Bulkhead Polo G2 IP44 18W 3000K-6000K 3-CCT Ø360mm Emergency	≤1%	6.24	72	66	106	66	106
4608358	LED Bulkhead Polo G2 IP44 22W 3000K-6000K 3-CCT Ø410mm	≤1%	7.69	72	53	85	53	85
1000022	LED Bulkhead Polo G2 IP44 22W 3000K-6000K 3-CCT Ø410mm Sensor	≤1%	7.69	72	53	85	53	85
1000053	LED Bulkhead Polo G2 IP44 22W 3000K-6000K 3-CCT Ø410mm Emergency	≤1%	7.69	72	53	85	53	85

CERTIFICATES & STANDARDS	
Driver certificates	CE
Fixture certificates	CE
Ingress protection	IP44
Protection class	II
Protection class IK	03
Glow Wire Test (IEC 695-2-1)	650°C
Photobiological safety group EN62778	RG0

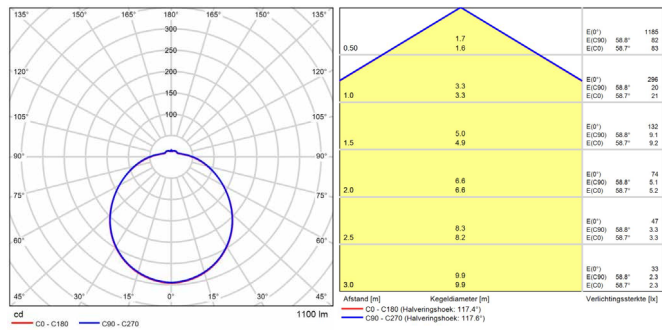
CAPABILITIES	
UGR	≤25
Dimmable	No
Type of connection	Push Terminal, 2-pole
LED Module replacable	No
Installation	Through-wiring Possible

DIMENSIONS

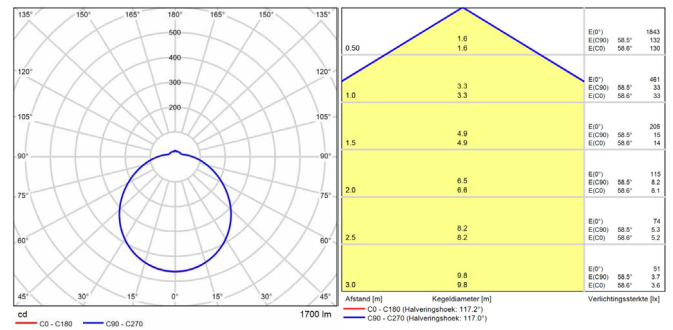


PHOTOMETRIC SPECIFICATIONS

LED BULKHEAD POLO 12W 4000K



LED BULKHEAD POLO 18W 4000K



LED BULKHEAD POLO 22W 4000K

